


The Ultimate Guide to Learning to Drive Without a Trainer

Learning to drive is a rite of passage for many people. It's a skill that can give you a sense of freedom and independence. But if you don't have access to a driving trainer, it can seem like an impossible task. That's where this guide comes in.



New Driver's Manual: Learn to Drive a Car without Trainer: Driving Book by Jason Hogan

★★★★★ 5 out of 5

Language : English
File size : 26065 KB
Text-to-Speech : Enabled
Screen Reader : Supported
Enhanced typesetting : Enabled
Print length : 57 pages
Lending : Enabled



In this guide, we'll provide you with everything you need to know to learn to drive without a trainer. We'll cover everything from choosing a car to practicing on private roads. So whether you're a complete beginner or you just need a little extra practice, this guide has something for you.

Choosing a Car

The first step in learning to drive is choosing a car. If you're on a budget, you may want to consider buying a used car. However, if you're looking for something more reliable, you may want to invest in a new car.

When choosing a car, there are a few things you'll want to keep in mind:

- **Size:** The size of the car will determine how easy it is to maneuver. If you're a new driver, you may want to choose a smaller car.
- **Power:** The power of the car will determine how quickly it can accelerate. If you're not used to driving, you may want to choose a car with less power.
- **Safety features:** The safety features of the car will help to protect you in the event of an accident. Some of the most important safety features to look for include airbags, anti-lock brakes, and electronic stability control.

Getting Started

Once you've chosen a car, it's time to start practicing. The best way to learn how to drive is to practice in a safe environment. If you have access to a private road, this is the ideal place to practice.

When you're first starting out, it's important to take things slow. Start by practicing in a parking lot. Once you're comfortable driving in a parking lot, you can start practicing on the road.

As you practice, it's important to be patient. Learning to drive takes time and practice. Don't get discouraged if you make mistakes. Just keep practicing and you'll eventually get the hang of it.

Tips for Driving Without a Trainer

Here are a few tips for driving without a trainer:

- **Find a quiet place to practice.** This will help you to focus on driving and avoid distractions.
- **Start with the basics.** Don't try to learn too much too quickly. Start by practicing the basics, such as starting the car, driving in a straight line, and turning.
- **Be patient.** Learning to drive takes time and practice. Don't get discouraged if you make mistakes. Just keep practicing and you'll eventually get the hang of it.
- **Don't be afraid to ask for help.** If you're struggling with something, don't be afraid to ask for help from a friend or family member.

Learning to drive without a trainer is possible, but it takes time and practice. By following the tips in this guide, you can increase your chances of success. So what are you waiting for? Get out there and start practicing!




New Driver's Manual: Learn to Drive a Car without Trainer: Driving Book by Jason Hogan

★★★★★ 5 out of 5


Language : English
File size : 26065 KB
Text-to-Speech : Enabled
Screen Reader : Supported
Enhanced typesetting : Enabled
Print length : 57 pages
Lending : Enabled





Delve into the Comprehensive World of Cartridges: A Comprehensive Review of Cartridges of the World 16th Edition

In the realm of firearms, cartridges stand as the linchpins of operation, propelling projectiles towards their targets with precision and power. Cartridges of the World, a...



Tales From The San Francisco 49ers Sideline: A Look Inside The Team's Inner Sanctum

The San Francisco 49ers are one of the most iconic franchises in the NFL. With five Super Bowl victories, the team has a rich history and tradition that is unmatched by many...