

Teaching Your Teenager How to Drive Safely: A Comprehensive Guide

As a parent, teaching your teenager how to drive can be both an exciting and nerve-wracking experience. On one hand, it's a rite of passage that brings them closer to independence. On the other hand, you're entrusting them with a potentially dangerous machine.



Teaching Your Teenager How to Drive Safely

by Richard Hibshman

★★★★★ 5 out of 5

Language : English
File size : 3154 KB
Text-to-Speech : Enabled
Screen Reader : Supported
Enhanced typesetting : Enabled
Word Wise : Enabled
Print length : 26 pages
Lending : Enabled



But don't worry! With the right approach and plenty of patience, you can help your teen become a safe and responsible driver.

Step 1: Get Your Teenager Ready to Learn

Before you even get behind the wheel, there are a few things you need to do to prepare your teen for learning how to drive.

- **Talk to them about the importance of driving safely.** Make sure they understand that driving is a privilege, not a right, and that they have a responsibility to themselves and others to drive safely.
- **Enroll them in a driver's education course.** This will teach them the basics of driving, including how to operate a vehicle, the rules of the road, and defensive driving techniques.
- **Get them a learner's permit.** This will allow them to practice driving with you in the car.

Step 2: Start Supervised Driving

Once your teen has their learner's permit, you can start supervised driving. This is a great way for them to gain experience behind the wheel while you're there to provide guidance and support.

Here are a few tips for supervised driving:

- **Start in a safe environment.** Choose a quiet area with light traffic, such as a parking lot or empty road.
- **Be patient and supportive.** Your teen is going to make mistakes. Don't get discouraged, and be there to help them learn from their mistakes.
- **Focus on the basics.** Don't try to teach your teen everything at once. Start with the basics, such as how to start the car, how to shift gears, and how to brake.
- **Gradually increase the difficulty.** As your teen gains experience, you can start driving in more challenging conditions, such as on busy roads

or at night.

Step 3: Practice Defensive Driving

Defensive driving is a set of techniques that help drivers avoid accidents. It's an important skill for all drivers, but it's especially important for teen drivers.

Here are a few tips for teaching your teen defensive driving:

- **Be aware of your surroundings.** This means paying attention to other vehicles, pedestrians, and road conditions.
- **Anticipate potential hazards.** Look for things that could cause you to have to stop suddenly, such as a car pulling out in front of you or a child running into the street.
- **Leave yourself an out.** Always leave yourself enough space to maneuver in case you need to avoid an accident.

Step 4: Talk About Distracted Driving

Distracted driving is one of the leading causes of car accidents. It's important to talk to your teen about the dangers of distracted driving and to set clear expectations about what is and is not acceptable while driving.

Here are a few tips for talking to your teen about distracted driving:

- **Make it clear that distracted driving is unacceptable.** Let your teen know that you will not tolerate them texting, talking on the phone, or using any other electronic devices while driving.

- **Set clear consequences for distracted driving.** If your teen gets caught driving distracted, make sure there are clear consequences, such as losing their driving privileges.
- **Be a good role model.** Don't text or use your phone while driving, and always wear your seatbelt.

Step 5: Encourage Them to Practice

The more your teen practices driving, the better they will become at it. Encourage them to practice regularly in a variety of conditions.

Here are a few tips for encouraging your teen to practice driving:

- **Offer them rewards for practicing.** This could be something as simple as letting them drive to school or to their friends' houses.
- **Make it fun.** Find ways to make practicing driving fun, such as listening to music or podcasts together.
- **Be supportive.** Let your teen know that you're there for them and that you believe in their ability to become a safe and responsible driver.


Teaching your teenager how to drive safely is a big responsibility, but it's also a rewarding one. By following these tips, you can help your teen become a confident and responsible driver.

Remember, patience and support are key. Be there for your teen as they learn and grow, and celebrate their successes along the way.


Teaching Your Teenager How to Drive Safely

by Richard Hibshman

★★★★★ 5 out of 5




Language	: English
File size	: 3154 KB
Text-to-Speech	: Enabled
Screen Reader	: Supported
Enhanced typesetting	: Enabled
Word Wise	: Enabled
Print length	: 26 pages
Lending	: Enabled



Delve into the Comprehensive World of Cartridges: A Comprehensive Review of Cartridges of the World 16th Edition

In the realm of firearms, cartridges stand as the linchpins of operation, propelling projectiles towards their targets with precision and power. Cartridges of the World, a...



Tales From The San Francisco 49ers Sideline: A Look Inside The Team's Inner Sanctum

The San Francisco 49ers are one of the most iconic franchises in the NFL. With five Super Bowl victories, the team has a rich history and tradition that is unmatched by many...