


Storm Proofing Your Boat, Gear, and Crew: A Comprehensive Guide

Navigating through unpredictable weather conditions at sea can be a daunting experience, especially when storms strike. To ensure the safety of your boat, gear, and crew, it is crucial to implement thorough storm proofing measures. This comprehensive guide will provide you with essential tips and strategies to prepare your vessel, equipment, and team for any storm-related challenges.



Storm Proofing your Boat, Gear, and Crew

by Cap'n Fatty Goodlander

★★★★☆ 4.8 out of 5

Language : English
File size : 11867 KB
Text-to-Speech : Enabled
Screen Reader : Supported
Enhanced typesetting: Enabled
Word Wise : Enabled
Print length : 396 pages
Lending : Enabled



Storm Proofing Your Boat

Inspect and Secure Loose Items

Inspect your boat thoroughly for any loose items that could become projectiles in high winds. Secure hatches, lockers, and bilge doors tightly. Remove or lash down any equipment that could shift or fall overboard.

Minimize Windage

Reduce your boat's windage by reefing sails, furling headsails, and lowering masts if necessary. Stow or secure any sails, awnings, or radar reflectors that could catch the wind.

Check and Reinforce Rigging

Inspect and reinforce your boat's rigging, including masts, spars, and shrouds. Ensure that all lines are tightly secured and that there are no signs of wear or damage. Consider adding additional lashings or turnbuckles for extra support.

Secure Hull and Deck

Inspect your boat's hull and deck for any cracks, leaks, or weak points. Seal any potential entry points with waterproof sealant or caulk. Reinforce deck fittings with additional fasteners or backing plates.

Protect Electrical Systems

Disconnect unnecessary electrical systems and cover exposed wiring to prevent short circuits or damage from water intrusion. Use waterproof connectors and seal any potential leak paths.

Storm Proofing Your Gear

Secure Lifelines

Ensure that lifelines are securely fastened and free from tangles or obstructions. Replace or repair any frayed or damaged lines.

Organize and Secure Gear

Organize your gear in waterproof bags or containers and secure them below deck or in designated storage areas. Lash down or tie down any loose items or tools.

Protect Electronics

Store all electronic devices in waterproof cases or bags. Use anti-fog inserts to prevent condensation from damaging sensitive components.

Prepare Navigation and Communication Systems

Ensure that navigation and communication systems are functioning properly and have backup batteries or alternative power sources.

Waterproof any exposed connections or equipment.

Pack Emergency Gear

Prepare an emergency survival kit with essential supplies, including food, water, first aid supplies, and flares. Keep it easily accessible in case of an emergency.

Storm Proofing Your Crew

Provide Proper Clothing

Equip your crew with waterproof and windproof gear, including foul weather jackets, pants, and insulated layers. Ensure they have sturdy footwear and gloves.

Establish Communication Protocols

Establish clear communication protocols for reporting any changes in conditions or emergencies. Designate a crew member responsible for monitoring weather updates and relaying information.

Assign Roles

Assign specific roles and responsibilities to each crew member during a storm, such as steering, monitoring systems, or managing safety equipment.


Provide Safety Training

Provide your crew with comprehensive safety training, including instruction on emergency procedures, use of safety equipment, and first aid. Conduct drills to ensure they are prepared and confident in their abilities.

Monitor the Weather

Continuously monitor weather forecasts and pay attention to any signs of an approaching storm. Make informed decisions based on the weather conditions and adjust your course or seek shelter if necessary.

Storm proofing your boat, gear, and crew is an essential aspect of safe navigation. By implementing these comprehensive measures, you can significantly increase your chances of weathering storms with minimal risks. Remember, preparation is key. Take the time to perform regular inspections, secure loose items, and educate your crew. By following these guidelines, you can ensure the safety and well-being of everyone on board during any storm.



Storm Proofing your Boat, Gear, and Crew

by Cap'n Fatty Goodlander

★★★★☆ 4.8 out of 5

Language : English

File size : 11867 KB

Text-to-Speech : Enabled


Screen Reader : Supported

Enhanced typesetting : Enabled

Word Wise : Enabled
Print length : 396 pages
Lending : Enabled


FREE

DOWNLOAD E-BOOK



Delve into the Comprehensive World of Cartridges: A Comprehensive Review of Cartridges of the World 16th Edition

In the realm of firearms, cartridges stand as the linchpins of operation, propelling projectiles towards their targets with precision and power. Cartridges of the World, a...



Tales From The San Francisco 49ers Sideline: A Look Inside The Team's Inner Sanctum

The San Francisco 49ers are one of the most iconic franchises in the NFL. With five Super Bowl victories, the team has a rich history and tradition that is unmatched by many...