


How To Travel Camp Sleep Explore And Thrive In The Ultimate Tiny House

Dreaming of hitting the open road in a tiny house? Here's everything you need to know about travel camping, from choosing the right vehicle to outfitting it for comfort and functionality.

Choosing The Right Vehicle

The first step to travel camping in a tiny house is choosing the right vehicle. There are a variety of options available, from converted vans and buses to purpose-built tiny houses on wheels. The best vehicle for you will depend on your budget, space requirements, and driving needs.



SUV Rving: How to Travel, Camp, Sleep, Explore, and Thrive in the Ultimate Tiny House by Tristan Higbee

★★★★☆ 4.7 out of 5

Language	: English
File size	: 10218 KB
Text-to-Speech	: Enabled
Screen Reader	: Supported
Enhanced typesetting	: Enabled
Word Wise	: Enabled
Print length	: 159 pages
Lending	: Enabled



If you're on a tight budget, a converted van or bus can be a great option. These vehicles are relatively inexpensive to purchase and maintain, and they offer a good amount of space for sleeping, cooking, and storage.

However, converted vans and buses can be less fuel-efficient than purpose-built tiny houses, and they may not be as comfortable to drive for long periods of time.

Purpose-built tiny houses on wheels are more expensive than converted vans and buses, but they offer a number of advantages. These tiny houses are designed specifically for travel, so they're more fuel-efficient and comfortable to drive than converted vehicles. They also offer more space and amenities, such as kitchens, bathrooms, and sleeping lofts.

Outfitting Your Tiny House For Comfort And Functionality

Once you've chosen the right vehicle, it's time to outfit it for comfort and functionality. Here are a few tips:

- **Choose comfortable seating and sleeping arrangements.** You'll be spending a lot of time sitting and sleeping in your tiny house, so it's important to choose furniture that's comfortable and supportive.
- **Install a kitchen with basic appliances.** A kitchen will allow you to cook meals on the road, which can save you money and time. Be sure to install appliances that are small and energy-efficient.
- **Create plenty of storage space.** You'll need a lot of storage space for your belongings, especially if you're planning on traveling for extended periods of time. Use shelves, drawers, and under-bed storage to maximize space.
- **Install a solar power system.** A solar power system will allow you to generate your own electricity, which can be very helpful when you're

traveling off-grid. Be sure to install a system that's large enough to meet your power needs.

- **Make your tiny house feel like home.** Add personal touches, such as photos, artwork, and plants, to make your tiny house feel more like a home away from home.

Travel Camping Tips

Once you've got your tiny house outfitted, it's time to start travel camping! Here are a few tips to help you get started:

- **Plan your route in advance.** This will help you avoid getting lost or ending up in areas where you don't want to camp.
- **Book campsites in advance.** This is especially important during peak season.
- **Be prepared for all types of weather.** Pack clothing for all types of weather, and be sure to have a plan for staying warm in cold weather.
- **Be respectful of other campers.** Follow the rules of the campground and be considerate of your neighbors.
- **Have fun!** Travel camping is a great way to explore the country and experience the outdoors. Enjoy the adventure!

Thriving In A Tiny House

Living in a tiny house can be a challenge, but it's also a great way to simplify your life and live more sustainably. Here are a few tips for thriving


in a tiny house:

- **Declutter and simplify.** Tiny houses don't have a lot of storage space, so it's important to declutter and simplify your belongings. Only keep the things that you really need and use.
- **Be organized.** A well-organized tiny house will be much more comfortable and functional. Use shelves, drawers, and under-bed storage to keep your belongings organized and easy to find.
- **Use multi-purpose furniture.** Multi-purpose furniture can save you a lot of space in a tiny house. For example, a sofa that converts into a bed can serve two purposes.
- **Get creative with storage.** There are a lot of creative ways to store your belongings in a tiny house. For example, you can use hanging shelves, magnetic strips, and under-sink storage to maximize space.
- **Embrace the outdoors.** Tiny houses often have limited indoor space, so it's important to embrace the outdoors. Create an outdoor living area where you can relax and enjoy the fresh air.

Travel camping in a tiny house is a great way to explore the country, experience the outdoors, and live a more sustainable lifestyle. With the right planning and preparation, you can thrive in a tiny house and enjoy all the benefits that it has to offer.

Ready to hit the open road in your own tiny house? Here are a few resources to get you started:


- Tiny House Listings
- The Tiny Life
- Tiny House Talk



SUV Rving: How to Travel, Camp, Sleep, Explore, and Thrive in the Ultimate Tiny House by Tristan Higbee


★★★★☆ 4.7 out of 5

Language : English
 File size : 10218 KB
 Text-to-Speech : Enabled
 Screen Reader : Supported
 Enhanced typesetting : Enabled
 Word Wise : Enabled
 Print length : 159 pages
 Lending : Enabled



Delve into the Comprehensive World of Cartridges: A Comprehensive Review of Cartridges of the World 16th Edition

In the realm of firearms, cartridges stand as the linchpins of operation, propelling projectiles towards their targets with precision and power. Cartridges of the World, a...



Tales From The San Francisco 49ers Sideline: A Look Inside The Team's Inner Sanctum

The San Francisco 49ers are one of the most iconic franchises in the NFL. With five Super Bowl victories, the team has a rich history and tradition that is unmatched by many...