


# Everything Cruising Sailors Need to Know About Anchoring and Anchor Gear

Anchoring is a fundamental skill for cruising sailors. It allows you to stop your boat in one place and stay there safely and securely. Whether you're taking a break for lunch, spending the night, or waiting out a storm, knowing how to anchor properly is essential.



## Creative Anchoring: Everything a Cruising Sailor needs to know about Anchoring, Anchor Gear & Related Skills

by Cap'n Fatty Goodlander

★★★★☆ 4.7 out of 5

Language : English  
File size : 8729 KB  
Text-to-Speech : Enabled  
Screen Reader : Supported  
Enhanced typesetting : Enabled  
Word Wise : Enabled  
Print length : 366 pages  
Lending : Enabled



This article will cover everything you need to know about anchoring, from choosing the right anchor gear to anchoring techniques to safety considerations. By the end of this article, you'll be able to anchor your boat with confidence and peace of mind.

## Choosing the Right Anchor Gear

The first step to anchoring successfully is choosing the right anchor gear. There are many different types of anchors available, each with its own advantages and disadvantages. The best anchor for you will depend on the size and type of your boat, the bottom conditions where you'll be anchoring, and the wind and current conditions.

Here is a brief overview of the most common types of anchors:

\* **Danforth anchors** are lightweight and easy to handle, making them a good choice for small boats. They are also good for sandy or muddy bottoms. \* **CQR anchors** are heavier and more durable than Danforth anchors, making them a good choice for larger boats. They are also good for a variety of bottom conditions. \* **Bruce anchors** are similar to CQR anchors, but they have a slightly different design that makes them better for holding in soft bottoms. \* **Rocna anchors** are a newer type of anchor that is designed to set quickly and hold securely in a variety of bottom conditions. They are more expensive than other types of anchors, but they are also very effective.

In addition to the anchor itself, you will also need an anchor rode, which is the line that connects the anchor to your boat. The anchor rode should be made of a strong material, such as nylon or polyester, and it should be long enough to allow the anchor to set properly.

## **Anchoring Techniques**

Once you have chosen the right anchor gear, you need to know how to anchor properly. Here are the steps involved in anchoring:


1. Find a suitable anchoring spot. The best anchoring spot will be one that is protected from the wind and current, and has a bottom that is suitable for your anchor. 2. Approach the anchoring spot slowly and carefully. Be sure to give yourself plenty of room to maneuver. 3. Lower the anchor over the side of the boat. Allow the anchor to sink to the bottom and then start paying out the anchor rode. 4. Continue paying out the anchor rode until the boat is securely anchored. The amount of rode you need to pay out will depend on the depth of the water and the wind and current conditions. 5. Snub the anchor rode to prevent it from chafing. You can do this by tying it off to a cleat or bitt on the boat.

## **Safety Considerations**

Anchoring can be a safe and enjoyable experience, but there are some safety considerations that you should keep in mind. Here are a few tips for staying safe while anchoring:

\* Always wear a life jacket when you are on deck. \* Be aware of the weather forecast and avoid anchoring in areas that are likely to experience strong winds or currents. \* Set your anchor properly and make sure that it is securely snubbed. \* Keep an eye on your boat while it is anchored. If the wind or current changes, you may need to adjust your anchor. \* Be aware of other boats in the area and avoid anchoring too close to them.

Anchoring is a crucial skill for cruising sailors. By choosing the right anchor gear, anchoring properly, and following the safety considerations outlined in this article, you can ensure that your anchoring experiences are safe and enjoyable.




## Creative Anchoring: Everything a Cruising Sailor needs to know about Anchoring, Anchor Gear & Related Skills

by Cap'n Fatty Goodlander


★★★★☆ 4.7 out of 5

Language : English  
File size : 8729 KB  
Text-to-Speech : Enabled  
Screen Reader : Supported  
Enhanced typesetting : Enabled  
Word Wise : Enabled  
Print length : 366 pages  
Lending : Enabled



## Delve into the Comprehensive World of Cartridges: A Comprehensive Review of Cartridges of the World 16th Edition

In the realm of firearms, cartridges stand as the linchpins of operation, propelling projectiles towards their targets with precision and power. Cartridges of the World, a...



## Tales From The San Francisco 49ers Sideline: A Look Inside The Team's Inner Sanctum

The San Francisco 49ers are one of the most iconic franchises in the NFL. With five Super Bowl victories, the team has a rich history and tradition that is unmatched by many...

