

All You Need to Know About Planting Lilac Trees: A Comprehensive Guide for Gardeners

Lilacs are a popular choice for gardeners thanks to their beautiful flowers and sweet fragrance. These deciduous shrubs are native to eastern Europe and Asia, and they can be grown in a variety of climates. Lilacs typically bloom in the spring, and their flowers come in a range of colors, including purple, pink, white, and blue.



I Will Plant You a Lilac Tree: A Memoir of a Schindler's

List Survivor by Laura Hillman

★★★★☆ 4.7 out of 5

Language	: English
File size	: 2078 KB
Text-to-Speech	: Enabled
Screen Reader	: Supported
Enhanced typesetting	: Enabled
X-Ray	: Enabled
Word Wise	: Enabled
Print length	: 262 pages



If you're thinking about planting a lilac tree in your garden, there are a few things you need to know. First, lilacs need full sun to partial shade and well-drained soil. They are also relatively drought-tolerant, but they will benefit from regular watering during the growing season.

To plant a lilac tree, dig a hole that is twice as wide as the root ball and just as deep. Place the tree in the hole and backfill with soil, tamping down

gently to remove any air pockets. Water the tree deeply and mulch around the base to help retain moisture.

Lilacs are relatively low-maintenance shrubs, but they do require some pruning to keep them healthy and looking their best. Prune lilacs after they have finished blooming, removing any dead or diseased branches and cutting back the remaining branches by one-third to one-half. This will encourage new growth and flowering the following year.

With proper care, lilac trees can live for many years and provide you with years of enjoyment. So if you're looking for a beautiful and fragrant addition to your garden, consider planting a lilac tree.

Choosing the Right Lilac Tree for Your Garden

There are many different varieties of lilac trees available, so it's important to choose one that is right for your garden. Consider the following factors when making your decision:

- **Size:** Lilac trees can range in size from small shrubs to large trees. Choose a tree that will fit well in the space you have available.
- **Bloom time:** Lilacs typically bloom in the spring, but there are some varieties that bloom in the summer or fall. Choose a tree that will bloom at the time of year you want to enjoy its flowers.
- **Flower color:** Lilacs come in a range of flower colors, including purple, pink, white, and blue. Choose a tree that has flowers in your favorite color.
- **Hardiness:** Lilacs are relatively hardy trees, but some varieties are more tolerant of cold temperatures than others. Choose a tree that is

hardy for your climate.

Planting Your Lilac Tree

Once you've chosen a lilac tree for your garden, it's time to plant it. Follow these steps to ensure your tree gets off to a good start:

1. **Choose a planting site:** Lilacs need full sun to partial shade and well-drained soil. Choose a site that meets these requirements and is protected from strong winds.
2. **Dig a hole:** Dig a hole that is twice as wide as the root ball and just as deep. The hole should be large enough to accommodate the roots without cramming them.
3. **Place the tree in the hole:** Carefully remove the tree from its container and place it in the hole. Make sure the tree is planted at the same depth it was in the container.
4. **Backfill the hole:** Backfill the hole with soil, tamping down gently to remove any air pockets. Water the tree deeply and mulch around the base to help retain moisture.


Caring for Your Lilac Tree

Lilacs are relatively low-maintenance shrubs, but they do require some care to keep them healthy and looking their best. Here are a few tips for caring for your lilac tree:

- **Water your tree regularly:** Lilacs are drought-tolerant, but they will benefit from regular watering during the growing season. Water your tree deeply, especially during hot, dry weather.

- **Fertilize your tree:** Lilacs benefit from fertilizing in the spring and fall. Use a balanced fertilizer that is designed for flowering shrubs.
- **Prune your tree:** Lilacs should be pruned after they have finished blooming. Remove any dead or diseased branches and cut back the remaining branches by one-third to one-half. This will encourage new growth and flowering the following year.
- **Protect your tree from pests and diseases:** Lilacs are susceptible to a few pests and diseases, including aphids, scale, and powdery mildew. Treat any infestations promptly to prevent them from spreading.

With proper care, lilac trees can live for many years and provide you with years of enjoyment. So if you're looking for a beautiful and fragrant addition to your garden, consider planting a lilac tree.



I Will Plant You a Lilac Tree: A Memoir of a Schindler's

List Survivor by Laura Hillman


★★★★☆ 4.7 out of 5

Language : English
File size : 2078 KB
Text-to-Speech : Enabled
Screen Reader : Supported
Enhanced typesetting : Enabled
X-Ray : Enabled
Word Wise : Enabled
Print length : 262 pages

FREE


DOWNLOAD E-BOOK





Delve into the Comprehensive World of Cartridges: A Comprehensive Review of Cartridges of the World 16th Edition

In the realm of firearms, cartridges stand as the linchpins of operation, propelling projectiles towards their targets with precision and power. Cartridges of the World, a...



Tales From The San Francisco 49ers Sideline: A Look Inside The Team's Inner Sanctum

The San Francisco 49ers are one of the most iconic franchises in the NFL. With five Super Bowl victories, the team has a rich history and tradition that is unmatched by many...